


LEE AUTO-PRIME II

NOT FOR USE ON PRESSES WITH AN INCLINED RAM



90107

LEE Auto-Prime II

LEE PRECISION, INC.



1 Assemble the lock ring and "O" ring onto the die and screw the assembly into your press.

2 Slip the spring over the proper punch (large or small) and drop it into the tool with the large end down.

3 Insert the large or small primer trough into the tool. (See letter on side).

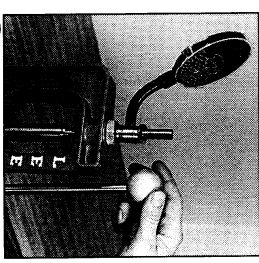

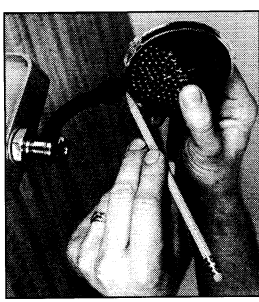
4 Install the proper shell holder into the Auto-Prime II.

5 Snap the push rod into the ram where the shell holder normally fits.

6 Place no more than 100 CCI or Winchester brand primers in the tray. (Use of any other brand exposes the operator to unnecessary risks). With cover off, shake side to side to turn all primers right side up.

7 With cover on, use a pencil to hold the primers in the tray while assembling it to the priming tool.

8 Shake the unit side-to-side to fill the primer trough. Do not point the unit at your face. Wear safety glasses.



WARNING

Primers are dangerous and it should be anticipated that the primers in the tray could explode through accident, misuse or spontaneously.

Should an explosion occur our tests have demonstrated that safety glasses will normally prevent serious injury to the user if CCI or WINCHESTER primers are used, because the explosion is minimal. Other primers, however, can explode with sufficient force to seriously injure the user, or persons nearby. We do not take any position with respect to the quality or performance of primers available on the market. However, **only** those primers manufactured by CCI or WINCHESTER are recommended for use in the Lee AUTO-PRIME II, and when loading those primers, safety glasses should always be used. **No other primers** should be used with the Lee AUTO-PRIME II.

HELPFUL OPERATING HINTS

- Keep the trough full to prevent jams.
- If primers do not seat with very light pressure on the lever—STOP. Find out what is wrong and correct the problem.
- Be careful not to short stroke the lever and pick up a second primer.
- With Lee Presses, locate the lever near the top for most convenience and speed.
- Keep hands and face clear of the case mouth while priming.

HOLDER	RIFLE	HOLDER	RIFLE	HOLDER	RIFLE
4	17 Rem.	5	7mm Weatherby	18	43 Mouser
7	22 Hornet	2	284 Win.	14	44/40
7	22 K Hornet	3	7.5mm Schmidt-Rubin	11	444 Vlarin
3	22 Savage	7	30 M1 Carbine	8	45/70 Govt
2	22 BR	3	7.62x53 Arg. Mouser	5	458 Win. Mag.
6	218 Bee	12	7.62mm x 39		
3	219 Zipper	16	7.62x54 Russian		
10	220 Swift	3	30 Herrett	HOLDER	PISTOL
4	221 Fireball	3	30/50 Win. (30 W.C.F.)	1	22 Rem. Jet
4	222 Rem.	2	300 Savage	15	25 ACP
4	222 Rem. Magnum	2	308 Win. (7.62 NATO)	1	256 Win. Mag.
4	223 (5.56mm)	5	30/40 Krag (30 U.S.)	19	30 Luger
2	224 Clark (22/257)	2	30/06 Springfield	19	30 Mouser
10	225 Win.	2	300 H & H	4	32 Short Colt
2	227/250	5	300 Weatherby	4	32 Long Colt
2	240 Weatherby	5	300 Win. Mag.	4	32 S & W
2	243 Win.	5	308 Norma Mag.	4	32 S & W Long
2	6mm Rem.	5	303 British	7B	32 ACP [Universal]
2	244 Rem.	2	7.7 Jap.	7	32 ACP [Auto-Prime]
2	6mm Irc'l	2	32 Win. Spec'l	4	32 Colt N.P.
2	6mm/284	3	32 Win. S.L.	4	380 Auto
2	6mm/306	6	32/20 (32 W.C.F.)	19	9mm LUGER
4	6 x 47 (6mm/222M)	3	32/40 Win.	1	38 S & W
2	25/284	2	8 x 57 Mouser	1	38 Colt N.P.
2	25/06	2	8mm 06	19	38 Super Auto
6	25/20 Win.	2	8mm Mann. Schoe.	19	38 ACP
2	250 Savage	5	8mm Rem. Mag.	1	38 Short Colt
3	25/35	17	8mm Lebel	1	38 Long Colt
2	257 Roberts	8	33 Win.	1	38 Special
5	257 Weatherby	5	338 Win. Mag.	1	357 Magnum
5	303/25	5	340 Weatherby	2	357 Auto Mag.
2	6.5mm 06	8	348 Win.	19	40 S&W
2	6.5mm x 57	2	35 Rem.	1	10mm AUTO
3	6.5 x 55 Mouser	2	35 Win.	19	41 Long Colt
10	6.5 Jap	2	35 Whelan	9	41 Action Express
5	6.5 Rem. Magnum	2	350 Rem. Mag.	11	44 S & W Spec'l
2	6.5 Carcano	2	358 Win.	11	44 S & W Russian
5	264 Win. Magnum	5	358 Norma Mag.	11	44 Magnum
2	270 Win.	3	375 Win.	2	44 Auto Mag.
5	270 Weatherby	5	375 H & H	2	45 Auto
2	280 Rem.	5	375 Weatherby	11	45 Colt
2	7mm/08	14	38/40 Win.	5	455 Webley
2	7 x 57mm Mouser	3	38/55 Win.	12	PPC
5	7 x 61 Sharpe & Hart	8	40/82 Win.	13	45 Auto Rim
5	7mm Rem. Magnum	3	408 Win.		

©1992 LEE PRECISION, INC.

P A R T S L I S T

LARGE PRIMER TROUGH	TR2164B	\$4.00
SMALL PRIMER TROUGH	TR2164C	4.00
LARGE PIN	PT1020	.50
SMALL PIN	PT1021	.50
SPRING	PP2422	.50
TRAY	TR2164A	3.00
COVER	PT1004	2.50
7/8 X 1/4 BODY	PP2166	8.00
LOCK NUT	SD2152	1.00
RETAINER	TR2108	.50
PUSH ROD	PP2366	3.00
LEE PRECISION, INC.	HARTFORD, WISCONSIN 53027	

