


STINGER

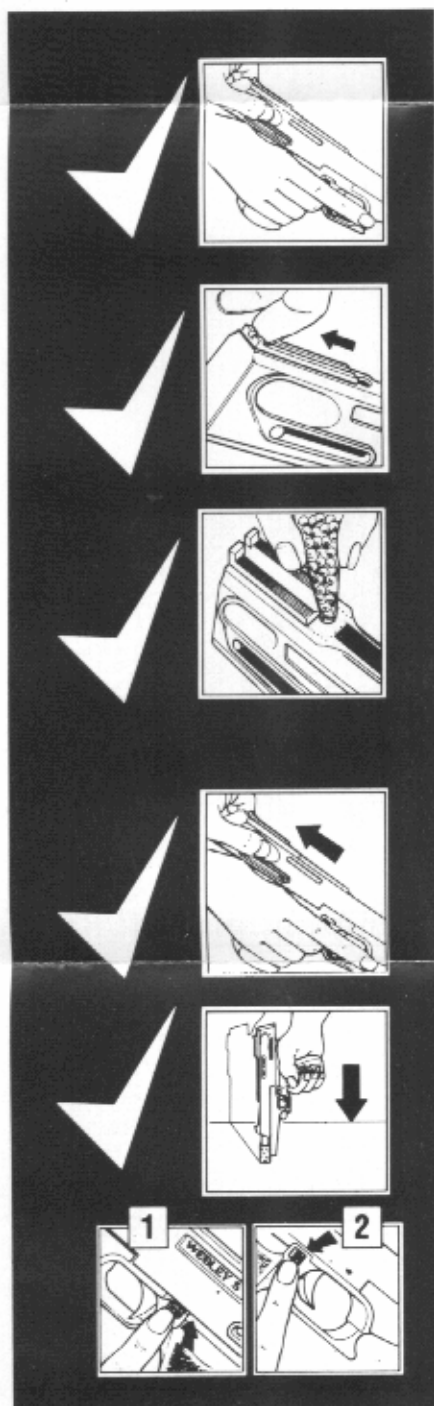
BB REPEATER



OPERATING INSTRUCTIONS:

THE WEBLEY STINGER AIR PISTOL FIRES STEEL BB AMMUNITION ONLY.

Before loading and using this pistol, read all the instructions carefully and familiarise yourself with the operation and action of the pistol.



1. Before loading the magazine check that the pistol is not cocked. Point the pistol downwards in a safe direction. Check by gripping the slide and pulling back gently. **DO NOT PULL SLIDE FULLY BACK.** If resistance is felt then the pistol is not cocked, with the pistol still pointing in a safe direction, pull the trigger as a final check.

2. Slide the rearsight fully backwards, exposing the magazine loading aperture.

3. Tilt the pistol slightly downwards and load the BB's through the magazine aperture. The magazine will hold approximately 45 BB's, the final BB should rest below the magazine aperture. Over filling will jam the magazine and may damage the magazine gasket. Slide the rearsight forwards until it clicks into position to close magazine.

Cocking the Pistol:

Ensure the pistol is pointing in a safe direction. Grip the pistol firmly and keep your fingers clear of the trigger until ready to fire.

Method 1:

With your arm extended grip the recesses on the slide with your free hand. Pull the slide backwards until it stops. Slowly return the slide to its original position.

Method 2:

Press the muzzle against a solid, non-abrasive surface as far as it will go and then slowly allow the slide to return to its original position.

Safety - Methods 1 & 2: DO NOT ALLOW THE SLIDE TO SNAP BACK AS IT MAY DISCHARGE A BB.

Apply the safety catch by pushing firmly to the right (fig. 1) to obscure the red dot. When ready to shoot, release the safety catch by pushing firmly to the left (fig.2) exposing the red dot, take aim and pull the trigger. Repeat cocking and firing procedure until magazine is empty.


NOTE:

The lack of rattling of BB's moving in the magazine is **NOT** an indication that the Stinger is empty.

STINGER

BB REPEATER

Webley & Scott Limited
Frankley Industrial Park, Tay Road,
Rubery, Rednal, Birmingham. B45 0PA



THE WEBLEY STINGER BB FIRING AIR PISTOL

The Stinger is a single shot .177 calibre, steel ball bearing (BB) air pistol. It has a magazine capacity of approximately 45 BB. The pistol is cocked using one easy movement and allows a rapid rate of fire. The **manual safety catch** has been designed to be applied when the pistol is cocked.

Safety Instructions:

The Stinger air pistol is ready for use once you have become familiar with its operation and the basic safety rules (see below) have been understood.

BASIC SAFETY:

Treat every gun as though it is loaded.

Never point or fire a gun at anyone or allow a gun to be pointed at you, even if you think it is unloaded.

Do not shoot at animals of any description.

Never leave loaded, or unloaded, air guns unattended.

Always store airguns in a secure place.

Always carry airguns so that the muzzle is under control, even if you stumble.

Always be aware of what lies behind your target before firing.


Beware of targets that could deflect BB in any direction.

To minimise the risk of BB's rebounding, hang a piece of cloth or curtain material between the target and the backstop. Always ensure a suitable backstop is available.

Wear safety goggles to protect your eyes from rebounds.

Never cock the Stinger by pressing the muzzle against the palm of your hand.

THE LAW: Know the law relating to airguns and obey it!
Act responsibly, safely and enjoy your shooting!



**This owner's manual was
provided as a service to you
by:**



www.airgunsofarizona.com

airguns_az@yahoo.com

Phone: (480)461-1113

Fax: (480)461-3928